

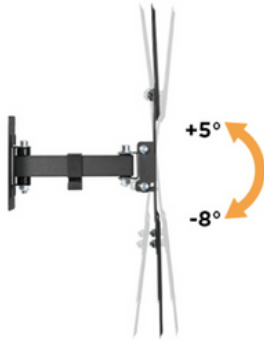
**ANSBR2355**

ECONOMICAL FULL-MOTION TV WALL MOUNT

The ANSBR2355 IS AN Economical Full-Motion TV Wall Mount which accommodates most of 23"-55" flat-panel TVs with a load up to 30kg/66lbs. Its full-motion capabilities allow a +5°~-8° tilting and a +90°~-90° swivelling of your TV, which maximizes the flexibility for easy viewing from different angles in the room. The integrated cable clip keeps cables organized and protected.

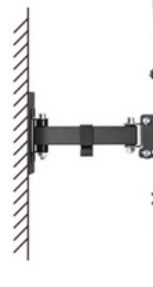
ANSBR2355

ECONOMICAL FULL-MOTION TV WALL MOUNT



Free-Tilting Design
reduces harmful glare

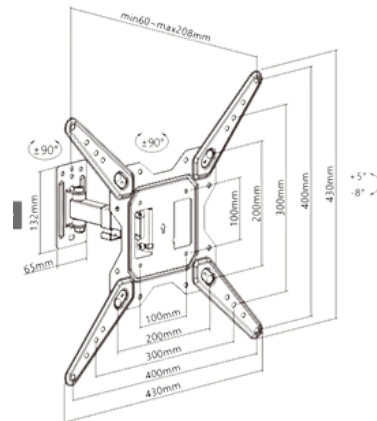
Min.60mm(2.4") - Max.208mm(8.2")



Ample Adjustments
for an optional viewing experience



Screen Swiveling Design
allows maximum viewing flexibility



Features:

- ▶ **Free-Tilting Design:** makes easy forward or backward adjustment for better viewing and reduced glare
- ▶ **Swivelling Arm(s):** offer(s) maximum viewing flexibility (makes every seat the best seat)
- ▶ **Cable Management:** keeps everything organized

For more information contact:

Anchor AV, P.O. Box 121071, Dubai, U.A.E.

Tel: +971 4 3706522, Email: enquiry@anchorav.com

Copyright © 2020 Anchor AV. ANCHOR PRO is the registered trademark of Anchor AV Accessories. Specifications and terms are subject to change without prior notice.

ANSBR2355

ECONOMICAL FULL-MOTION TV WALL MOUNT

Specifications:

Product Category:	Full-motion TV Wall Mount
Rank:	Economy
Material:	Steel
Metal Sheet Thickness:	VESA Panel THK=1.8mm cold-rolled sheet,Wall Plate THK=2.5mm pickling sheet,Extension Adapter Arm THK=1.2mm cold-rolled sheet (VESA Panel THK=0.071" cold-rolled sheet,Wall Plate THK=0.098" pickling sheet,Extension Adapter Arm THK=0.047" cold-rolled sheet)
Pipe Size:	30x20x1.5mm Square Steel Tube (1.2"x0.79"x0.059" Square Steel Tube)
Surface Finish:	Powder Coating
Color:	Fine Texture Black
Color(accessory):	Fine Texture Black
Dimensions:	208x430x430mm (8.2"x16.9"x16.9")
Fit Screen Size:	23"-55"
Fit Curved TV:	Yes
Mounting Hole Pattern :	VESA Only
VESA Compatible:	100x100,100x200,200x100,200x200,300x200,400x200,300x300,400x300,400x400
Max. Mounting Hole:	400x400
Weight Capacity:	30kg (66lbs)
Strength Tested:	3 Times Approved
Profile:	60~208mm (2.4"~8.2")
Tilt Range:	+5°~-8°
Swivel Range:	+90°~-90°
Screen Freely Tilting:	No
Installation:	Solid Wall,Single Stud
Panel Type:	Detachable Panel
Wall Plate Type:	Fixed Wall Plate
Direction Indicator:	Yes
Cable Management:	Yes
Anti-theft:	No
Bubble Level:	No
Accessory Kit Package:	Compartment Polybag

For more information contact:

Anchor AV, P.O. Box 121071, Dubai, U.A.E.

Tel: +971 4 3706522, Email: enquiry@anchorav.com

Copyright © 2020 Anchor AV. ANCHOR PRO is the registered trademark of Anchor AV Accessories. Specifications and terms are subject to change without prior notice.